



聖公會阮鄭夢芹銀禧小學  
S.K.H. Yuen Chen Maun Chen Jubilee Primary School

# Introduction to YCMCJ English Curriculum

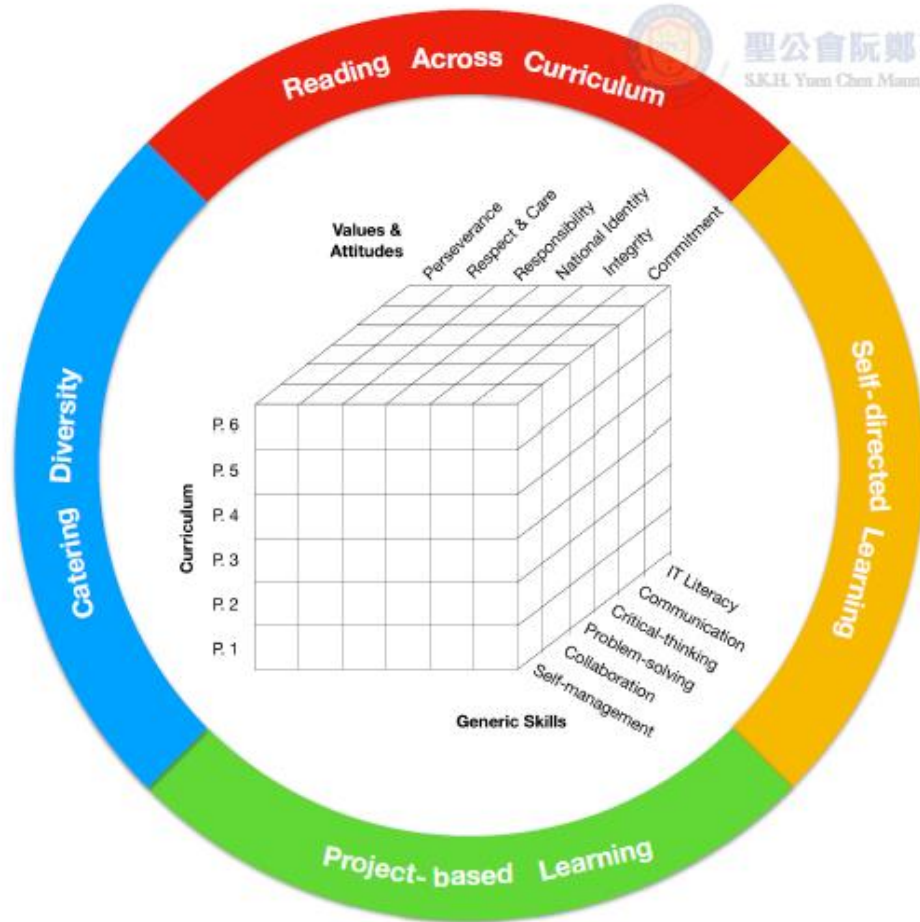




**English** is a passport that connects  
you with the **world**.



# Guiding Curriculum Principles




# Our Curriculum

## General English (GE)

- Textbook + OWLS
- Workbook
- LMAG  
(Learn More About Grammar)
- Listening & Speaking
- Writing

## PLP-R/W

- 3 out of 9 lessons per week  
(reading, writing, phonics)
- Study books

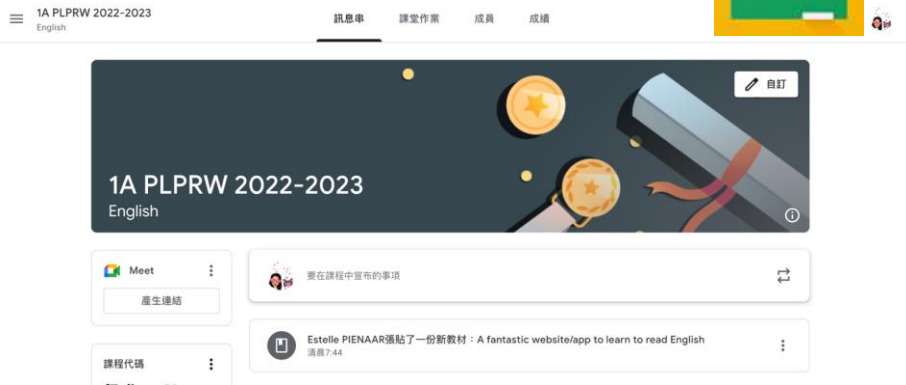


PLP-R/W



# Our NET - Miss Esti

➤ Remember to check Google Classroom regularly.




# Reading is important!

## Home Reading Programme

For each big book, every student gets a bag of books.

- Please follow the instructions for book returning.





# Our reading and writing/ phonics website

**E-BOOK Versions Available! 歡迎選用電子版!**

The e-books are now available!

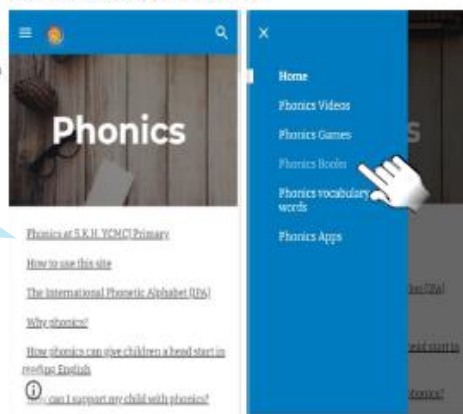
依照下列程序，即可輕鬆閱讀網上電子版小冊！

For Phonics e-readers: **Phonics 小冊(電子版):**



Scan the QR codes on the home reading checklist!

Mobile phone (手機版本)



Tablet/ iPad / PC (平板電腦/電腦版本)





# PLP-R/W: Study Book

S.K.H. Yuen Chen Maun Chen Jubilee Primary School

English PLP-R/W

## Study Book



Name: \_\_\_\_\_ ( )

Class: \_\_\_\_\_

Group: \_\_\_\_\_

### Worksheet 1

Date: \_\_\_\_\_

Instructions: Write the missing words.

author    illustrator    title

The \_\_\_\_\_

writes the  
story.



This is the \_\_\_\_\_  
of this book.

The \_\_\_\_\_  
draws the pictures.

Instructions: Blacken ● the circle next to the best answer.

- How old is Tom?  
 A. four years old  
 B. five years old  
 C. six years old  
 D. seven years old
- On page 13, what does Tom like?  
 A. a bus  
 B. a doll  
 C. a robot  
 D. a dinosaur
- Who is Tom's sister?  
 A. the dinosaur  
 B. Kimmy  
 C. the doll  
 D. the robot
- On page 9, where is Kimmy?  
 A. in the pet shop  
 B. in the toy shop  
 C. in the bedroom  
 D. in the bus

Instructions: Answer the question in a complete sentence.

5. How old is Kimmy?

She is \_\_\_\_\_


A good reference for  
**EXAMINATION.**

# 100 Days of School



# 100 Days of School

- Scheme from **renowned foreign schools**
  - **Celebrate** being part of the school
  - Develop **sense of community**
  - **Crafts** and **Communication**
- **Parade** and **Enlightenment Ceremony**






# General English



# O.W.L.S.

- **EVERYDAY** lesson material
- Task book for **each chapter/ module**
- Combines activities and exercises on **grammar focus, text types and reading comprehension and phonics**





# O.W.L.S.

- Includes **eLearning** and **self-learning materials**, for learning inside and outside classroom.

① Scan the QR code for a video about **How are you?**  
Or go to the following website  
<https://www.youtube.com/watch?v=teMU8dHLqSI>

② Scan the QR code for a video about **What is your name?**  
Or go to the following website  
<https://www.youtube.com/watch?v=Uv1JkBL5728>

③ Scan the QR code for a video about **How old are you?**  
Or go to the following website  
[https://www.youtube.com/watch?v=\\_2UlnjnW8rg](https://www.youtube.com/watch?v=_2UlnjnW8rg)









# O.W.L.S.

## Phonics:

- **Practise** the sounds and **read aloud** the words at home
- Please **listen** to your child and **sign**.

### Consonants (p,b)

Complete the words with correct consonants p or b.

__ed		__en	
__in		__ag	
__us		__an	

### Checklist

1	I can <u>fill in the blanks</u> with the correct consonants l,n,p and b.	
2	I can <u>read the words</u> with the correct consonants l,n,p and b.	

Parent's signature: \_\_\_\_\_



# L.M.A.G.

8

## Rearranging sentences (3)

Score: \_\_\_\_\_ /3

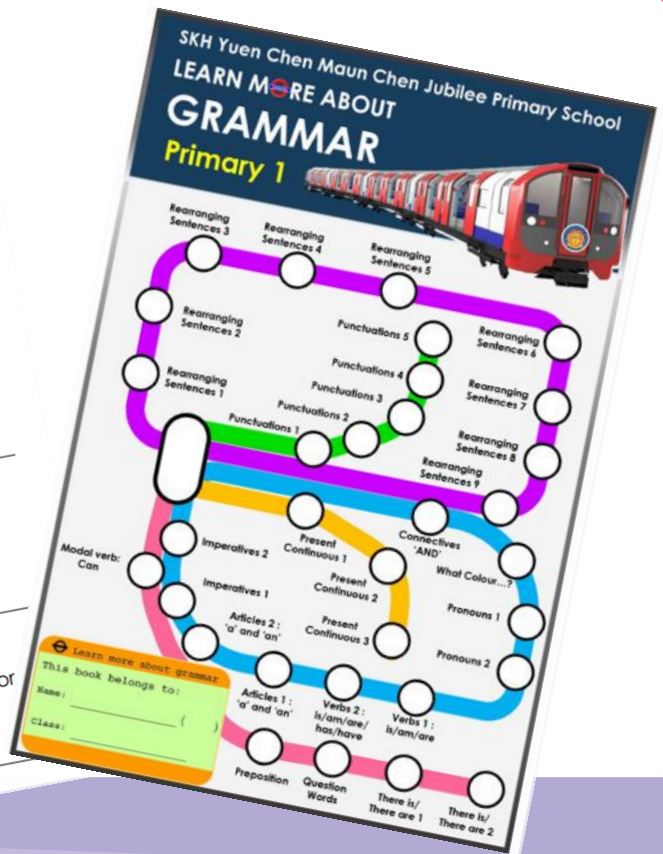
Put the words in the correct order and form sentences.  
e.g. She / . / classmate / my / is

She is my classmate.

1. monitor / is / He / a / .

2. is / my / . / This / friend / , / Andy

3. my / . / is / teacher / He / , / English / Mr Trevor






A good reference for  
**EXAMINATION.**

# O.W.L.S

S.K.H. Yuen Chen Maun Chen Jubilee Primary School  
P.1 English – 1<sup>st</sup> term

## O.W.L.S

(Omni-way Language Skills)  
Learning Booklet



This booklet belongs to:  
Name: \_\_\_\_\_  
Class: \_\_\_\_\_ ( )

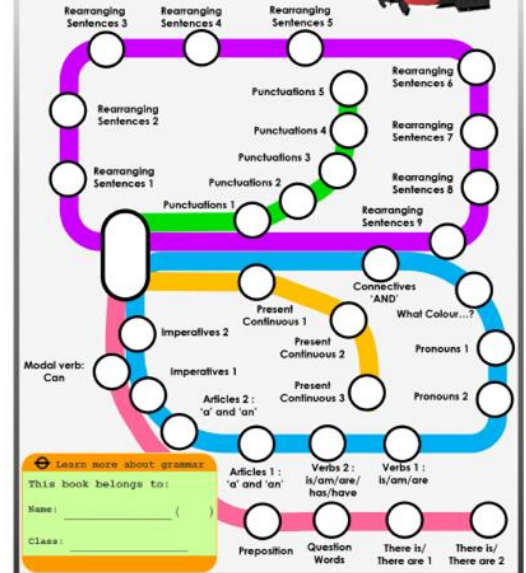
# L.M.A.G

SKH Yuen Chen Maun Chen Jubilee Primary School


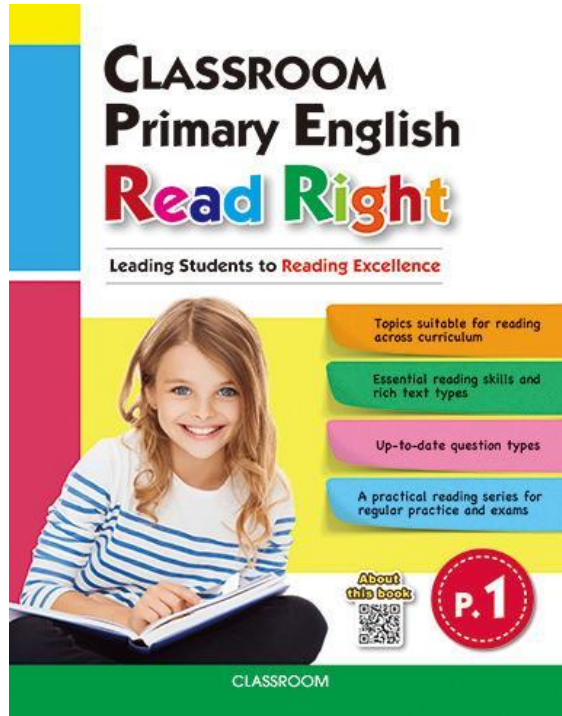
LEARN MORE ABOUT

## GRAMMAR

Primary 1



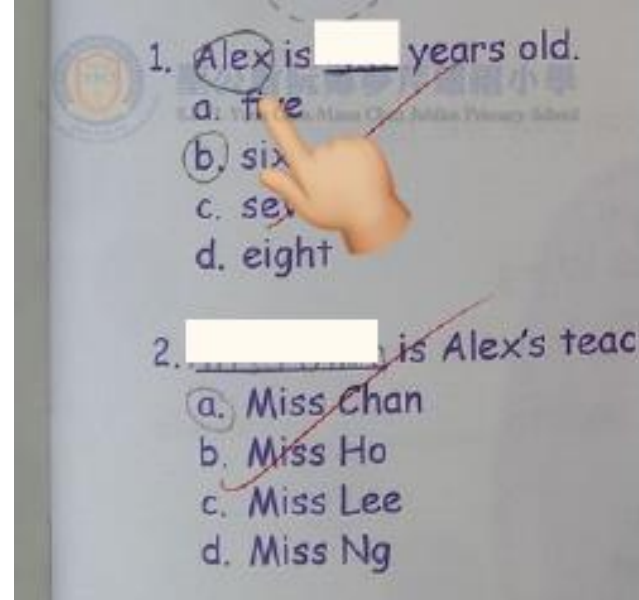
# Other exercises



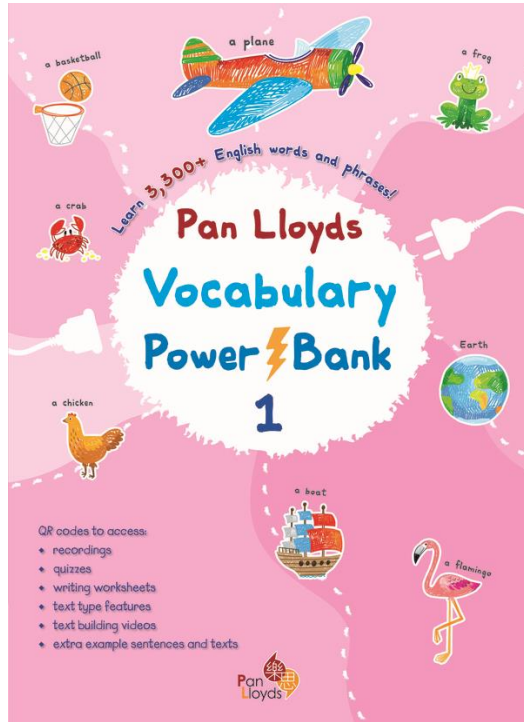


## Exam tips:

1. **keywords** in Qs
2. 🔍 for keywords in text
3. where you find answers



# Other materials



1. Dictation
2. Writing
3. Self-learning



# Dictation

- **3 dictations** each term
- **Revision sheet (P.1-2 only)**  
**given by teachers**
- **Phonics part (OWLS)**

**Dictation 2 (Book 1A Ch.2)**

**Date :** \_\_\_\_\_  
(默書日期)

A. Sentences: (90 marks)


1. He is my class teacher.
2. She is my classmate.
3. He loves books.
4. I like my school.
5. We are in Class 1A.
6. Nice to meet you.

B. Phonics: (10 marks)

Letter sounds **b**, **d**, **g** and **k**.

Listen to the teacher and fill in the missing letter in the word.

e.g. *bu*\_\_





# Short test

- **2 Short Tests** each term (30 minutes each)
- Includes **vocabulary, grammar, reading** and **writing**
- For self- and teachers' reference, marks not shown on the report card

**A good reference for  
EXAMINATION.**







# Examination



# Examination arrangement (1<sup>st</sup> Term)

- 朗讀及講解大題目(英文科以中文講解大題目)。
- 各科供詞填充的詞語及閱讀理解的內容只朗讀1次，其他部份須連續細讀每一試題2次(閱讀理解除外，詳見下文)。
- 英文「閱讀理解部分」讀卷方式：
  1. 讀題目一次(不讀答案選項)
  2. 讀閱讀理解篇章內容一次
  3. 再讀題目及每題答案選項一次

# Rearranging Sentences

B. Put the words in the correct order and form sentences.

e.g. ? / is / name / What / your

What is your name ?

1. old / you / ? / are / How

↵

\_\_\_\_\_

2. seven / I / . / am / old / years

↵

\_\_\_\_\_

# Punctuation Marks

A. Write the correct punctuation marks ( , / . / ? / ! ) in the boxes.

,   .   ?   !

e.g. What is your name

1. Good morning

2. Hi  Tinky

3. How are you


4. Hello  Kelly

# Vocabulary

## Ben at school

(A) Ben is checking his things for school. His mother is helping him. Look at the things below and label them.  
(10% @2%)

e.g. a ruler      1. a \_\_\_\_\_



2. a \_\_\_\_\_

3. a \_\_\_\_\_

**No marks will be given if students spell the words wrongly.**

# Grammar

(H) Sam is making some clothes for his friends. Finish the sentences with the given words. You may use the words more than once. (10 % @2 %)

His

Her

Our

Their

e.g. Peter has a T-shirt. His T-shirt is green.

1. This is Kitty. \_\_\_\_\_ socks are blue.


2. Peter's shoes are brown. \_\_\_\_\_ shoes are big.

3. They are John and Ben. \_\_\_\_\_ shirts are blue.

# Language Use

## Book concepts

(Ei) Sam is reading a story. Look at the book cover.   
 Blacken ● the circle next to the best answer. (6% @ 2%)



e.g. What is the title of the story?

- A. Monkeys  B. Where am I.  
 C. Pandas  D. Sharks

1. Who is the author of the book?

- A. Dan Jones  B. Pat Wan.  
 C. Betty Wan  D. Kan Jones.

(D) 'More Than Soup' is a good restaurant. Read the menu and the coupon of 'More Than Soup'.

More Than Soup		
Menu		
	Beef noodles	\$35.
	Seafood noodles	\$35.
	Pork soup	\$12.
	Tomato soup	\$10.
	Banana cakes	\$10.
	Chocolate cakes	\$15.

buy one get one free.  
(for soup only)

coupon

Answer the following questions in complete sentences or blacken the circle next to the correct answer. (6% @2%)

e.g. What is the name of the restaurant?

It is 'More Than Soup'

1. Tim and Tammy like fruit. Which cake can they have?

\_\_\_\_\_



# Reading Comprehension

G. Now the children are reading books in the library. Mary reads an animal story. She is sharing with her classmates. Read what she says.

Mary



I like animals. I can see a monkey. It is orange. I can see an elephant. It has blue ears. I can see a parrot. It is green. I can see a panda. It has black and white eyes. I can see an octopus. It is red. I can see a tiger. It has a yellow mouth.

2. Mary can see \_\_\_\_\_ in the book.
- A. toys
  - B. animals
  - C. friends

Students can find different clues from the instruction and the passage.

F. Ben is introducing himself. Read what he says.



My name is Tom.

I am seven years old.

I am in Class 1E.

I have a car.

It is red.

Writing (10%)




Try to use **complex sentences** and **advanced words**.

Write **more** than the requirement.

I am in Class \_\_\_\_\_

# Paper III - Oral

- A. spontaneous language use
- B. reading aloud
- C. picture description
- D. teacher-student interaction



**It is very important  
to **elaborate** on  
your own ideas!**

# Reminders

- Self-regulated learning habit  
(Google Classroom, OWLS, etc.)
- Spelling (phonics skills)
- Read the instructions carefully
- **READ MORE!**





**THANK YOU!**